

SHELLHARBOUR'S SAFETY STRATEGY

2016-2021





A MESSAGE FROM THE GENERAL MANAGER

Shellharbour City Council is committed to providing a safe, connected and inclusive community within Shellharbour where people feel safe to live, work and visit. Feeling safe is important for growing a vibrant city and supporting neighbourhoods to thrive.

To improve safety for local residents, businesses and visitors, collaboration and cooperation across a range of organisations, community stakeholders and the community is required.

The Shellharbour Safety Strategy will play an important role in providing safety related information, education and facilitating partnerships to achieve effective outcomes to complex issues such as crime and community safety. The Strategy will build on the existing initiatives being implemented and provide an overarching document which will guide the Community Safety Program over the next five years.

The priorities of the Safety Strategy for Shellharbour focus on five key priority areas identified through extensive community consultation. The Strategy focuses on a City where everyone has a positive perception of safety; that strives to continue to reduce crime rates; that stands up against Domestic Violence; that plans for and maintains safe public places; and a City that has minimal graffiti.

Our thanks go to everyone that has been involved in developing this resource and for the ongoing support of our partners in crime prevention and safety.



CREATING A SAFER SHELLHARBOUR

Shellharbour City Council strives to create and maintain places where people feel safe and connected; Places where people can participate in their community and go about their daily lives without fear of harm or injury. Council cannot accomplish this alone however. Improving our community's perceptions of safety and responding to local safety issues requires a coordinated approach from Council, residents, community organisations, government agencies and business.

Shellharbour crime rates highlight the positive impacts of safety programs and proactive policing with the majority of crimes remaining stable or falling over the past five years. The positive trends in Shellharbour's crime rates is something that Council takes pride in and wants to maintain through proactive approaches to safety.

It is important that we plan ahead in order to provide, enable and support community safety programs, events and activities for the benefit of both residents and visitors. 'Shellharbour Safety Strategy' is an inspirational strategy that tells the local story, explores the big picture and creates a shared vision for a safe Shellharbour. It builds upon our achievements to date as well as provides new opportunities. The strategy will be used to inform Council's planning, programming and funding priorities over the next five years.

This document is the product of extensive stakeholder and community engagement and takes a closer look at local demographic data, current crime data and background research.

In developing this strategy, Shellharbour City Council had to determine its scope. The word 'safety' is a very broad term which often incorporates aspects such as road safety and beach safety, areas which already hold a significant place in Council's activities. Taking this into consideration, this strategy focuses on crime prevention, safety awareness and education, graffiti management and perceptions of safety in Shellharbour.

OUR AMBITION:

Shellharbour continues to be a friendly environment where people feel safe.

This will be achieved by Council:

- Taking a lead role in responding to local safety issues
- Reducing the fear of crime
- Working in partnership with all levels of Government, community and businesses to develop programs that increase awareness and reduce crime in Shellharbour.
- Celebrating our safe and connected neighbourhoods
- Supporting community safety activities and events in Shellharbour and the Illawarra Region.
- Creating safer public places through planning practises
- Increasing awareness of crime prevention, domestic violence and community safety through the provision of information.
- Reducing the rates of domestic violence in Shellharbour
- Minimising graffiti in the city

SHELLHARBOUR'S SAFETY STORY

The following snapshot provides an overview of how we are tracking in terms of safety (level of: injuries, crime, alcohol and other drug-related issues, family violence; and how safe we feel). The Snapshot helps us understand the opportunities and challenges to assist in safety planning in Shellharbour.

PLACE AND PEOPLE

To discover more about the people of Shellharbour and how we live, visit our website or watch our demographics video at www.shellharbour.nsw.gov.au

CRIME TRENDS

When looking at crime data it is useful to look at the trends - whether issues are trending up or down over a period of time. Care should be taken when interpreting recorded crime statistics, as only those offences which become known to police and for which a crime report has been completed are included in the statistics. The crime data included in this profile includes information from the Shellharbour City Council Community Survey 2016 and covers NSW Recorded Crime Statistics in the period from 2011-2015.

The Shellharbour City Council Community Survey 2016 found that:


- The majority of residents had not experienced or witnessed a crime in the last 12 months.
- Almost half were satisfied with graffiti prevention/ removal and community safety information/ awareness
- The majority felt safe walking by themselves during the day
- Almost half felt safe walking by themselves after dark and connected within their community
- Those that felt unsafe in their neighbourhood cited 'Young kids/Aggressive people' as their main reason.
- Community Safety information and crime prevention remains a priority service area.

The Bureau of Crime Statistics and Research (BOCSAR) released NSW Recorded Crime Statistics 2011-2015 – Shellharbour Local Government Area. It highlighted that the majority of Shellharbour's top 5 crimes occurred in the North Eastern suburbs of Shellharbour, however, some of Shellharbour's hot spot suburbs for various crimes include Warilla, Lake Illawarra and Albion Park. A complete overview of Shellharbour's crime statistics and hot spot maps is available in Appendix 1.

Shellharbour's crime statistics (in the period from 2011 – 2015) showed:

- Most crimes have fallen or remained stable over the last 5 years* within Shellharbour Local Government Area (except indecent assault, steal from retail and fraud).
- Most crime that occurs in Shellharbour happen in the home (54%) and outdoor/public places (17.7%)*.

TOP 5 (CRIMES IN SHELLHARBOUR DURING 2015



DOMESTIC VIOLENCE STATISTICS


64/152

Shellharbour Local Government Area has a high rate of domestic violence and is ranked 64th out of 152 NSW Local Government Areas.


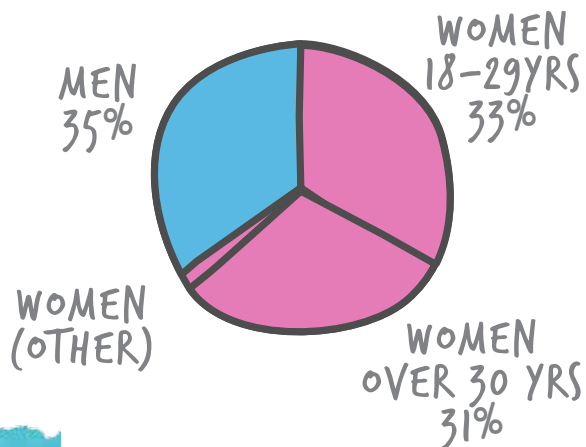
64	SHELLHARBOUR
67	SHOALHAVEN
82	WOLLONGONG
100	WINGECARRIBEE
118	KIAMA

The Shellharbour rate of domestic violence is higher than the state average and is ranked higher than Wollongong (82nd), Kiama (118th), Wingecarribee (100th) and Shoalhaven (67th).

Lake Illawarra Local Area Command is ranked in the top 10 of the State for domestic violence.



The majority of victims are women (65%), with women aged between 18 – 29 making up 33% and women aged between 30-39 and women 40+ making up 31%.



Over the last five years, domestic violence has risen from 234 incidents in 2011 to 274 incidents in 2015 within the Shellharbour Local Government Area.

THE BIG PICTURE

Council acknowledges that safety and crime prevention has been an area of interest to all levels of government for a number of years. This strategy is therefore guided by, aligns with and supports local delivery of international, federal and state wide safety regulation, policy and programs. This includes the consideration of the following plans, policies and frameworks:

International	<ul style="list-style-type: none">• World Health Organisation, Safe Communities Model
Federal Government	<ul style="list-style-type: none">• National Action Plan on Women, Peace and Security 2012-18• National Alcohol Strategy 2016-2025• National Binge Drinking Strategy• National Plan To Reduce Violence Against Women and their children 2010-2022• National Safe Schools Framework• National Drug Strategy 2016-2025
State Government	<ul style="list-style-type: none">• Local Government Act 1993• Children (Protection and Parental Responsibility) Act (1997)• Environmental Planning and Assessment Act (1979) and the Roads Act (1993)• Liquor Act 2007• Graffiti Control Act 2008• NSW Domestic Violence Justice Strategy: 2013 - 2017
Local Government	<ul style="list-style-type: none">• Shellharbour Community Strategic Plan 2013-2023• Shellharbour Development Control Plan (DCP)• Shellharbour Crime Prevention Plan 2016 – 2019• Shellharbour Graffiti Management Plan• Make Play Grow creative strategy 2015 - 2019• Healthy Ageing Strategy 2015-17• Albion Park, Oak Flats, Warilla and Shellharbour Village Town Centre Plans• Shellharbour Draft Domestic Violence Management Plan

MAKING IT HAPPEN LOCALLY

Council holds a key role in ensuring the integration of these national and state policies and practises into local lifestyles of those who live, work and play in Shellharbour.

Shellharbour Safety Strategy aligns with Shellharbour's Community Strategic Plan (2013-2023), a ten-year vision of Council for Shellharbour City. The following objective and strategies are especially relevant to this strategy:

Objective: 1.1. Vibrant, safe and inclusive city

Strategies:

- 1.1.1 Encourage and support activities where communities can gather and celebrate
- 1.1.3. Make Shellharbour a friendly environment where people feel safe

The actions outlined in this strategy will guide actions included in Council's Delivery Program every four years and Operational Plan each year.

A holistic approach – combining our safety strategies

Shellharbour Safety Strategy provides a holistic approach to community safety and crime prevention. The strategy is an over arching document that provides an overview of Shellharbour's community safety plans while also bringing in new aspirational directions following community consultation. This Strategy therefore provides a snapshot of actions within the following documents:

- *Shellharbour Crime Prevention Plan 2016 – 2019*
- *Shellharbour Graffiti Management Plan*
- *Domestic Violence Management Plan*

The reasoning behind a separate *Shellharbour Crime Prevention Plan 2016 – 2019* is that a four-year crime prevention plan is required to be endorsed by the NSW Department of Justice and NSW Attorney General. The Plan needs to focus on the most reported crime in Shellharbour and enables Council to seek funding to target hot spots.

SAFETY IN NUMBERS – THE IMPORTANCE OF WORKING TOGETHER

Whilst Council's role in community safety is important, it is dependent on and requires the support of partnerships and collaboration with all levels of government, agencies and members of the Shellharbour community.

Therefore, the actions in this Strategy build on existing collaborative relationships with key partners and highlight Council's commitment to maintaining these strong partnerships.

THE ROLE OF COUNCIL

Local government has a key role in community safety and crime prevention as local councils are well placed to lead local community crime prevention initiatives. As most crimes are local in nature, Council is well placed to then develop preventative and management initiatives at the local level. Council also has an established community networks and engagement strategies to liaise with Police, community groups and residents.

Council sees that we have a number of roles in the collaborated approach to community safety. These include:

- **Leader**

Where Council manages, leads, delivers and communicates initiatives, events and programs to achieve objectives outlined in this Strategy.

- **Partner**

To build and broker partnerships and create networks, sharing and working with others to provide services, opportunities and resources.

- **Advocate**

Where Council does not have direct responsibility to enact or make the decision however can advocate to the responsible partners for the changes to occur.

- **Supporter**

Where others are responsible for the decisions, actions taken and outcomes, that align with the overall Shellharbour Safety Strategy, then Council may voice its support.

- **Facilitator**

Where Council develops the capacity of others (community groups, business groups, government agencies etc.), to find their own solutions. In this role Council enables and builds the capacity of others to deliver key priorities.

THE ROLE OF NSW POLICE AND LAKE ILLAWARRA LOCAL AREA COMMAND

NSW Police are the primary law enforcement agency which aim to prevent, detect and investigate crime; Other areas of focus include monitoring and promoting road safety; maintaining social order; performing and coordinating search and rescue operations; and emergency management.

Local Area Commands provide a comprehensive, professional community-based policing service which have a commitment to crime reduction and developing partnerships with the community. Lake Illawarra Local Area Command are a key partner with Shellharbour City Council and are involved in the Community Safety Pop Up Meetings, Shellharbour Crime Prevention Partnership meetings and assisting in Crime Prevention Through Environmental Design (CPTED) safety audits of hot spot locations. Lake Illawarra Local Area Command play a key role in informing Shellharbour City Council of crime trends and issues arising within Shellharbour.

THE ROLE OF BUSINESSES AND COMMUNITY ORGANISATIONS

Businesses and community organisations also play a key role in partnerships with Council, Police and other services. The majority of community organisations that deal with community safety offer a variety of services that assists the individuals in times of need. Key services offer funding opportunities for community projects, provide invaluable information to Council and assist victims of domestic violence and homeless people.

THE ROLE OF COMMUNITY

Community members can also assist community safety and crime prevention efforts by providing information about crime to Police and by working in partnership with Council and Police through such as volunteering and community engagement initiatives. Please refer to section “What I can do” to read more about how you can play your part.

BUILDING UPON WHAT HAS WORKED

Shellharbour City Council has formally recognised community safety since 1999. Since this time, Council has endorsed a series of community safety strategies and plans that have guided the implementation of a number of successful community safety programs.

PAST STUDIES, STRATEGIES AND PLANS:

- ✓ The Blueprint for Community Safety 2000 – 2003
- ✓ The Blueprint for Community Safety 2005 – 2007
- ✓ The Blueprint for Community Safety & Crime Prevention Plan 2007 – 2010
- ✓ Community Safety & Crime Prevention Strategy
- ✓ Shellharbour Crime Prevention Plan 2012 – 2015
- ✓ Graffiti Management Plan

HIGHLIGHT PROJECTS:

- ✓ Good Neighbour Scheme and Good Neighbour resources
- ✓ Lake Illawarra LAC's GraffOff program
- ✓ Shellharbour Crime Prevention Partnership
- ✓ Annual Graffiti Removal Day
- ✓ Community Safety Pop Up Meetings
- ✓ 17 established Alcohol-Free Zones
- ✓ Warilla Pride Project
- ✓ Drink Spiking Campaign
- ✓ Good Sports Program
- ✓ Community Safety awareness events such as the White Ribbon Walk and BBQ
- ✓ Graffiti Management strategies including VandalTrak and mural projects
- ✓ Member of the Shellharbour/Kiama Community Drug Action Team and the steering committee for Illawarra Committee Against Domestic Violence
- ✓ Shellharbour City Council has become a Very Neighbourly Organisation through Neighbour Day and Relationship Australia.



BRINGING IT ALL TOGETHER

This strategy will build on and strengthen the key achievements to date as well as advocate on behalf of the community to achieve a coordinated approach to safety. It sets the course for Council's actions to develop and deliver over five years from 2016 - 2021. It is the product of extensive community engagement, a comprehensive review of previous plans and initiatives as well as taking a close look at local demographic data, current crime data and best practice models.

Activities undertaken by Council to inform the development of the Strategy include:

REVIEW

- Review of the outcomes of previous Crime Prevention Plans, Graffiti Management Plans and past safety initiatives to ensure best practices methods were implemented.
- Development of a new Shellharbour Crime Prevention Plan for targeted crime prevention initiatives (in line with requirements of the *Children's (Protection and Parental Responsibility) Act 1997*).
- Review of ongoing community safety concerns raised by the community.

COMMUNITY SAFETY PROFILING

- Review of current crime statistics, trends and community profile of Shellharbour.
- Review of information, crime perceptions and data collection from extensive community consultation, safety stakeholders focus groups and safety survey.

CONTEXT:

- Research of best practice models across local government, mapping of the local, state and international policy context in relation to community safety.

CONSULTATION

- Council conducted extensive community consultation which included a safety survey, 3 information stalls, 6 stakeholder focus groups and a Councillor workshop.

YOUR STRATEGY, YOUR SAY

To hear from the community, Council offered a number of opportunities for those who live, work and play in Shellharbour to have their say on community safety. This included:

- A community safety survey
- Information stalls
- 6 stakeholder focus groups
- Councillor workshop.
- Over 400 people were consulted at the information kiosks and through the Community Safety Survey.
- Over 50 people were consulted during the focus groups and a Councillor workshop.
- 500 people were consulted on community safety as part of the IRIS community survey.



YOUR PERCEPTION OF SAFETY...

(FROM COMMUNITY CONSULTATION)

- Most people said they have not experienced crime in the last three years
- Most people believed crime had stayed the same in Shellharbour over the last three years.
- Almost half of those surveyed felt safe in Shellharbour
- The majority of people felt safe or were neutral about their safety at night in Shellharbour,

THE TOP 5 SAFETY CONCERNS OF SHELLHARBOUR...

- 1 Property damage and vandalism
- 2 Poor lighting
- 3 Domestic Violence
- 4 Illegal use of motorbikes
- 5 Drugs and Alcohol Abuse

THE MAJORITY OF PEOPLE FELT MOST CRIMES WERE CAUSED BY....

- Not enough lighting
- Drug & Alcohol Use
- Boredom
- Alcohol
- Theft
- Unemployment
- People not obeying road rules



YOUR STRATEGY, YOUR IDEAS

IDEAS TO IMPROVE SAFETY IN SHELLHARBOUR...

MORE POLICE FACTSHEETS COUNCIL CRIME UPDATES ON WEBSITE
WHITE RIBBON DAY EVENTS COMMUNITY EVENTS
COMMUNITY SAFETY POP UP MEETINGS
EDUCATION DAYS IN LIBRARIES LANEWAY ACTIVATION
CITYSERVE COMMUNITY AWARENESS GRAFFITI PROGRAMS
ALCOHOL-FREE ZONES SOLAR POWERED LED LIGHTING
FEEL GOOD STORIES, BUILD UP THE PRIDE, POINT OUT THE BASICS
CONSULTATION WITH WOMEN, DISABLED AND ELDERLY GROUPS
APPROPRIATE/BETTER LIGHTING NEWSLETTERS EDUCATION
COMMUNITY PARTNERSHIPS COMMUNITY MURAL ART PROJECTS
NEIGHBOURHOOD MEET AND GREET COMMUNITY INVOLVEMENT
GRAFFITI MANAGEMENT CELEBRATE SAFE COMMUNITIES
STOP VIOLENCE RUN PROGRAMS FOR YOUTHS AND KIDS
HELP FOR HOMELESS REDUCE THE OPPORTUNISTIC CRIME

LET'S TAKE ACTION

The Shellharbour Safety Strategy presents a way forward to ensure that Council and its partners achieve crime reduction and safety targets. Five priority areas have been identified to underpin the strategy. These priority areas will be implemented over a five-year time frame and will also drive reporting functions, measuring progress, and stakeholder communications.

<p>PRIORITY ONE</p> <p>A CITY WHERE EVERYONE HAS A POSITIVE PERCEPTION OF SAFETY</p>	<p>Encouraging a positive perception of safety within Shellharbour will have a positive impact on the way in which the community lives.</p>
<p>PRIORITY TWO</p> <p>A CITY THAT STRIVES TO CONTINUE TO REDUCE CRIME RATES</p>	<p>Targeted crime prevention strategies focus on reducing crime rates of the most reported crimes in Shellharbour. A key focus is Shellharbour's Crime Prevention Plan 2016-2019 which aims at reducing malicious damage.</p>
<p>PRIORITY THREE</p> <p>A CITY THAT STANDS UP AGAINST DOMESTIC VIOLENCE</p>	<p>The long term goal of <i>Shellharbour Domestic Violence Management Plan</i> is to reduce the rate of domestic violence assaults in Shellharbour, increase awareness of domestic violence and encourage the Shellharbour community to take a stand and say no to violence in Shellharbour.</p>
<p>PRIORITY FOUR</p> <p>A CITY THAT PLANS FOR AND MAINTAINS SAFE PUBLIC PLACES</p>	<p>Built environments and the way neighbourhoods are designed and maintained impact on the community's perception of safety. Creating safe public places encourages health and well being in the community.</p>
<p>PRIORITY FIVE</p> <p>A CITY THAT HAS MINIMAL GRAFFITI</p>	<p>Graffiti contributes to the perception of fear and the feeling a place is unsafe. It is the most reported crime within the Shellharbour Local Government Area (LGA). <i>Shellharbour's Graffiti Management Plan</i> is a collaborative approach to reduce graffiti within Shellharbour.</p>

TIMEFRAME KEY

O	Ongoing	S	Short term	M	Medium term	L	Long term
----------	---------	----------	------------	----------	-------------	----------	-----------

PRIORITY ONE

A CITY WHERE EVERYONE HAS A POSITIVE PERCEPTION OF SAFETY

An individual's fear of crime and risk of victimisation can greatly impact on their health and well-being within their community. Whether the fear is perceived or real, the perception of safety can impact community participation, connectedness and quality of life. Encouraging a positive perception of safety will support positive community life and connectedness for residents within their community.



ACTION	TIMEFRAME
Hold monthly community safety pop up meetings to support place based activation and community engagement between residents, Council and NSW Police	O
Seek opportunities to provide safety related messages to the community through social media or at events.	S
Coordinate and participate in safety talks at Council Libraries, Neighbourhood Centres and CDAT Talking Tactics	S
Implement programs to increase positive relationships between neighbours such as the Good Neighbour Scheme.	M
Increase the amenity of public spaces and facilities through positive media campaigns, factsheets and encourage local events.	M
Work in partnership with Shellharbour's Youth Services to implement intergenerational projects that promote positive images of young people	M
Prepare a Media Action Plan to encourage positive news about safety within Shellharbour City	L
Raise awareness of safety related issues through safety newsletters and provision of safety resources.	L
Seek opportunities to encourage community pride, engagement and connectedness of Shellharbour residents such as Good Neighbour Street Parties or Pop Up Places Programs	L
Send safety fact sheets and information to households via rates notices.	L
Work in partnership with community groups and businesses to encourage a 'Pop Up Places' project that revitalises empty and abandoned spaces and shopfronts	L
Establish Shellharbour City as an accredited Safe Community through Pan Pacific Safe Communities Network	L

PRIORITY TWO

A CITY THAT STRIVES TO CONTINUE TO REDUCE CRIME RATES

One of the key elements of the Shellharbour Safety Strategy is implementing the actions within the *Shellharbour Crime Prevention Plan 2016 – 2019 (The Plan)*. *The Plan* provides a clear, sustainable and forward thinking action plan that will deliver outcomes in crime reduction and seek funding to target hot spots. The most reported crime in Shellharbour is malicious damage which is a focus of the Plan.

The Plan aims to:

- Improve Shellharbour City Council's graffiti and malicious damage reporting systems to reflect accurate data including the locations, volume and costs of repair and removal;
- Reduce the number of malicious damage and graffiti incidents in the Shellharbour LGA;
- Improve the perception of safety and reduce the opportunity for malicious damage, graffiti and other crimes to be committed in Shellharbour;
- Increase awareness of consequences of malicious damage and graffiti among young people and provide access to positive alternative activities; and
- Increase awareness of graffiti prevention and removal practices among the community and business owners.

The Plan involves five strategies which include:

1. Graffiti and Malicious Damage Information Management Strategy
2. Graffiti Management Plan
3. Crime Prevention Through Environmental Design (CPTED) and Hot Spot Locations
4. Youth Diversionary Projects
5. Community Crime Prevention Awareness and Education

This section of the Strategy provides an overview of the Shellharbour's Crime Prevention Plan 2016 – 2019. To view a complete version please visit www.shellharbour.nsw.gov.au

In addition to *Shellharbour's Crime Prevention Plan 2016-2019*, reducing crime rates in all categories is a priority for Council to improve community safety and well-being of the residents.

ACTION	TIMEFRAME
Implement all actions in the Crime Prevention Plan 2016 – 2019 according to the detailed action plan	O
Continue to lead the Shellharbour Crime Prevention Partnership with Police, HousingNSW and Council's Rangers and Community Safety Officer	O
Continue to actively participate and develop ongoing strategies within the Shellharbour Liquor Accord	O
Identify local community safety issues and hot spots and work with partners to implement strategies to address the issue at hand	O
Continue to maintain existing range of government and non-government partnerships to focus collective work to reduce crime and improve community safety through interagency meetings.	O
Prevent the incidence of crime through raising awareness and dissemination of information and resources. E.g. newsletters	S
Develop and update community safety information and promote crime prevention practices online	S
Develop a Home Safety Audit Self Check Kit.	L
Reduce illegal use of motorbikes through CPTED treatments and raise awareness of the risk associated with illegally using motorbikes	L

PRIORITY THREE

A CITY THAT STANDS UP AGAINST DOMESTIC VIOLENCE

Domestic violence is an ongoing issue within the Shellharbour LGA and it is important for Council to work closely with key stakeholders to ensure the needs of the Shellharbour community are met. Council has an ongoing commitment to raising awareness to reduce domestic violence through collaboration and partnership and promoting healthy relationships. Shellharbour City Council has taken a stand to say no to violence in Shellharbour.

The *Shellharbour Domestic Violence Management Plan* highlights Council's commitment to addressing the issues surrounding domestic violence in our community. The long term goal of the Plan is to reduce the rate of domestic violence assaults in Shellharbour, increase awareness of domestic violence and encourage the Shellharbour community to take a stand and say no to violence in Shellharbour.

As domestic violence is a complex social issue it requires collaboration between Government agencies, service providers, community groups and residents. Council's role is to advocate for change, support local initiatives and events to promote healthy relationships and provide information relating to domestic violence and homelessness.

Council is a member of the steering committee for the Illawarra Committee Against Domestic Violence and are actively involved in coordinating White Ribbon Day events, training and education to advocate and support local services in our region. In 2015, Council installed "Shellharbour says no to Violence against women" at all entrances into Shellharbour to show support and commitment to raise awareness and reduce violence against women.

This section of the Strategy provides an overview of the Shellharbour's Domestic Violence Management Strategy. To view a complete version please visit www.shellharbour.nsw.gov.au

ACTION	TIMEFRAME
Coordinate an annual White Ribbon Day Fundraising event at Bunnings Shellharbour on behalf of the ICADV	O
Actively participate in Illawarra Committee Against Domestic Violence steering committee and relevant working parties to deliver domestic violence awareness programs to the community	O
Maintain "Shellharbour says no to violence" White Ribbon Day signs at city entrances	O
Support and advocate for community organisations who work directly with victims to share stories to raise awareness about domestic violence	O
Hold a White Ribbon Day Walk in Shellharbour	S

Partner with key services to build community awareness and understanding of issues surrounding domestic violence and homelessness.	S
Distribute and make available the ICADV's <i>Domestic violence: We can Do something about it</i> services booklet.	S
Develop and update a 'Help at Hand' Domestic Violence Information Card that provides quick contact details to Accommodation, housing, counselling and family support services.	M
Coordinate and participate in a range of initiatives and campaigns during the 16 Days of Activism including collating a program of events for Shellharbour	M
Promote White Ribbon Day principles to Shellharbour City Council staff	M
Promote awareness of domestic violence information through Council's networks and social media to highlight domestic violence information and services	M
Develop Domestic Violence factsheets for Shellharbour City Council's webpage	M
Assist local community and sporting organisations to seek funding under the Community Action Grant Scheme and other funding avenues to encourage primary prevention.	M
Work in partnership with Shellharbour's Youth Services to implement Youth engagement projects that encourage healthy relationships and grow the number of young White Ribbon Ambassadors and White Ribbon Advocates in the local area	M
Promote and support education opportunities on health relationships within the community and local schools including encouraging local schools to participate in the White Ribbon's 'Breaking the Silence' Schools program	L
Advocate for leaders in local governments, community organisations, workplaces and sporting clubs to promote equal and respectful relationships between women and men.	L
Redevelop the 1800 RESPECT Bathroom Campaign that promotes the service on the back of amenity doors in public facilities	L
Investigate opportunities for Council to develop a Workplace Family Violence Policy which provides staff with a range of support, including family violence leave and referral to local family violence services. This could then be extended and encouraged in other organisations.	L
Strive to become an accredited White Ribbon Workplace under White Ribbon's internationally recognised Workplace Accreditation program - www.whiteribbon.org.au/workplaces	L
Under the white Ribbon Diversity Program, extend our White Ribbon campaigns to encourage men from Aboriginal and Torres Strait Islander & culturally and linguistically diverse backgrounds to become White Ribbon Advocates	L

PRIORITY FOUR

A CITY THAT PLANS FOR AND MAINTAINS SAFE PUBLIC PLACES

Public spaces need to be maintained and designed to encourage amenity as it can impact on feelings of safety and danger; public spaces appearance can affect an individual decision to withdraw or engage in community life and affects the likelihood of visitors returning.

Unmaintained areas can attract potential offenders to an area and can negatively impact perceptions of safety, community confidence to use public space. People feel safer when other people are about



ACTION	TIMEFRAME
Seek Compact Project Funding Opportunities through the NSW Department of Justice	O
Provide CPTED recommendations for Development Applications, plans and policies such as Council's Development Control Plan	O
Establish new and renew existing Alcohol-Free Zones in public spaces in response to community safety issues to reduce malicious damage and other crimes in hot spot locations	O
Continue to work in partnership with CityServe to improve public spaces and facilities	O
Identify hot spot locations and assess for CPTED improvement to encourage community safety.	S
Provide information to local businesses about crime prevention and crime reduction and techniques i.e. Crime Prevention Business Kit around topics such as 'personal security', 'activating shop fronts' 'business security' and 'Closed Circuit Television'.	M
Identify public spaces and hot spot locations that require improved lighting to encourage safety, community use and activation	M
Implement cultural activities that encourage activation and community use of public places (<i>in line with Make, Play, Grow Strategy 2015 - 2019</i>)	M
Investigate opportunities to provide a Neighbourhood project fund that supports community members and groups who volunteer to actively 'beautify' the city	L
Recognise that Town Centre design plays an important role in Safety by assisting to implement streetscape projects outlined in the Albion Park, Oak Flats, Warilla and Shellharbour Village Town Centre plans	L
Partner with developers in our new release areas to develop and implement safety initiatives for areas such as Shell Cove and Calderwood Valley	L
Provide CPTED training for Council's Works and Services, Planning Services and Community Services teams and relevant officers	L

PRIORITY FIVE

A CITY THAT HAS MINIMAL GRAFFITI

One of key elements of the Shellharbour Safety Strategy is implementing the actions within *Shellharbour's Graffiti Management Plan*. *The Plan* aims to reduce the number of graffiti incidents and to reduce costs associated with graffiti repair/removal. The *Graffiti Management Plan* allows Council to become proactive in reducing the costs associated with graffiti, increases the safety and appearance of public spaces while improving Council's response graffiti incidents.

The cost of graffiti removal and repair is becoming a burden to property owners, businesses and to Council. Within the Shellharbour Local Government Area (LGA) malicious damage (including graffiti) is the most reported crime. There have been a number of initiatives implemented by Council that have reduced graffiti,

The key recommendation themes are:

1. Reporting & Recording
2. Removal
3. Prevention
4. Community Education and Awareness
5. Partnerships and Art Opportunities for Young People

This section of the Strategy provides an overview or the Shellharbour's Graffiti Management Plan. To view a complete version please visit www.shellharbour.nsw.gov.au



In addition to *Shellharbour's Graffiti Management Plan*, reducing malicious damage and graffiti is a priority for Council to improve the appearance and overall feeling of community safety of the residents

ACTION	TIMEFRAME
Implement all actions in the Graffiti Management Plan according to the detailed action plan	O
Support partnership with Shellharbour City Council, Lake Illawarra PCYC and NSW Police to run monthly GraffOff paint out days with GraffOff Group	O
Support NSW Police and Lake Illawarra PCYC to run graffiti education program by providing materials and sites for project	O
Hold annual Graffiti Removal Days	O
Renew the Graffiti Management Plan	S
Develop an information pack (both in hard copy and on Council's website) for business and private owners which includes graffiti removal tips.	S
Investigate an alternative graffiti reporting and recording system that is compatible with Council's programs such as an app	M
Conduct community campaign to increase awareness of graffiti prevention techniques	M
Identify high risk and graffiti targeted locations to implement CPTED principles such as lighting, green screening and access control where possible	L
Work with community and business owners to encourage an ever changing display of street art and laneway art to contribute to a reduction of anti-social behaviour and malicious damage	L
Seek opportunities for art in public places program for temporary and permanent public art works that continue to a distinctive sense of place.	L

HOW CAN I BE INVOLVED?

There are many ways you can improve safety and wellbeing for yourself and your community:

GET FRIENDLY:

Knowing your neighbours is one of the best ways to improve safety and connection within your community. Neighbours that know each other, look out for each other. Consider hosting a neighbourhood event or simply introduce yourself to your neighbours.

GET INVOLVED:

Consider joining a volunteer group, visit your local community centre or come along to our monthly pop up safety meetings to be involved in local initiatives to improve safety.

GET REPORTING:

You can act as your community's 'eyes and ears'. It's important to always report crime to Police or if you see maintenance issues. E.g. damaged footpaths; broken lights; dumped rubbish, let Council know.

GET INFORMED:

Have you ever assessed the safety of your home or business? Check out Council's website for a number of resources on personal safety, property safety and senior safety.

GET ACTIVE:

The appearance of private buildings and property affects perceptions of safety. Make sure your property presents well through regular maintenance, cleaning, and litter removal.

GET SMART:

Keep your house and personal belongings as safe as possible by ensuring you lock your doors, windows and gates and be aware of your surroundings and the people around you.

WHERE TO FROM HERE?

This strategy provides Shellharbour City with an opportunity to plan, provide and advocate for community safety for the benefit of the community and visitors alike. This Strategy will be aligned with Council's Delivery Program and will be implemented during 2016-2021. Actions in this Strategy will be incorporated into Council's Operational Plan each year and will be dependent on partnerships and funding. Achievements and activity aligned to this strategy will be reported through the Annual Report.

These indicators will help to demonstrate whether or not Shellharbour City Council is on track to achieving its ambitions and key goals over the life of the Strategy.

INDICATOR	DESIRED TREND	HOW WILL IT BE MEASURED
Crime Rates across all crimes	Down	BOCSAR
Perception of Safety	Up	Community Survey
Shellharbour's top 5 crime rates <ul style="list-style-type: none"> • Malicious Damage • Stealing from Cars • Fraud • Domestic Violence • Break and Enter Dwelling 	Down	BOCSAR
Satisfaction with graffiti prevention and removal	Up	Community Survey
Number of graffiti incidences reported	Down	Community Safety Officer
Number of people accessing information and resources	Up	Council's website statistics
Number of development applications and consultations where CPTED was recommended	Up	Community Safety Officer
Number of safety audits conducted with NSW Police	Up	Community Safety Officer
Volunteer rates at community safety events including White Ribbon Day and Graffiti Removal Day	Up	Community Safety Officer
Number of young people at-risk participating in GraffOff paint out days	Up	Lake Illawarra PCYC
Number of murals completed or repaired	Up	Youth Servies Arts and Cultural Development Officer

THANK YOU

We would like to thank the members of the Shellharbour community, Police, businesses, community groups and organisations for providing their input as part of the community consultations. We also value the support and advice we continue to receive from the Crime Prevention Partnership along with way. We look forward to working with you to implement the actions in this strategy in the future.

REFERENCES

- NSW Department of Justice & Australian Institute of Criminology “*Fact sheet: Access control, CPTED and education to prevent malicious damage*” accessed online http://www.crimeprevention.nsw.gov.au/Documents/Councils-Factsheets/malicious_damage_factsheet.pdf
- NSW Department of Justice, Bureau of Crime Statistics and Research 2015 “*NSW Local Government Area excel tables*” access online http://www.bocsar.nsw.gov.au/Pages/bocsar_crime_stats/bocsar_lgaexceltables.aspx
- Shepherdson, Patrick 2010 “*Shellharbour Crime Prevention Plan 2012 – 2015*” accessed online <http://www.shellharbour.nsw.gov.au/filedata/pdf/crimePreventionPlan.pdf>
- IRIS Research 2016 “*Shellharbour City Council’s Community Survey 2016 Management Report – Final*”
- Shellharbour City Council 2013 “*Shellharbour City Community Strategic Plan 2013 – 2023*” accessed online http://www.shellharbour.nsw.gov.au/filedata/pdf/CSP_REV%20web.pdf
- Shellharbour City Council 2013 “*Shellharbour City Council’s Delivery Program 2013 – 2017*” accessed online http://www.shellharbour.nsw.gov.au/filedata/pdf/DPOP2014_FINAL_web.pdf

**AIC 2015 – Violence Against Women and Their Children Formative Research.

ACRONYMS

AFZ	Alcohol Free Zone
BOCSAR	Bureau of Crime Statistics and Research
CDAT	Community Drug Action Team
CPP	Crime Prevention Partnership
CPTED	Crime Prevention Through Environmental
DA	Development Application
DAGJ	Department of Attorney General and Justice
DCP	Development Control Plan
ICADV	Illawarra Committee Against Domestic Violence
IRIS	Illawarra Regional Information Services
LAC	Local Area Command
LGA	Local Government Area
OLGR	NSW Office of Liquor Gaming and Racing

APPENDIX I

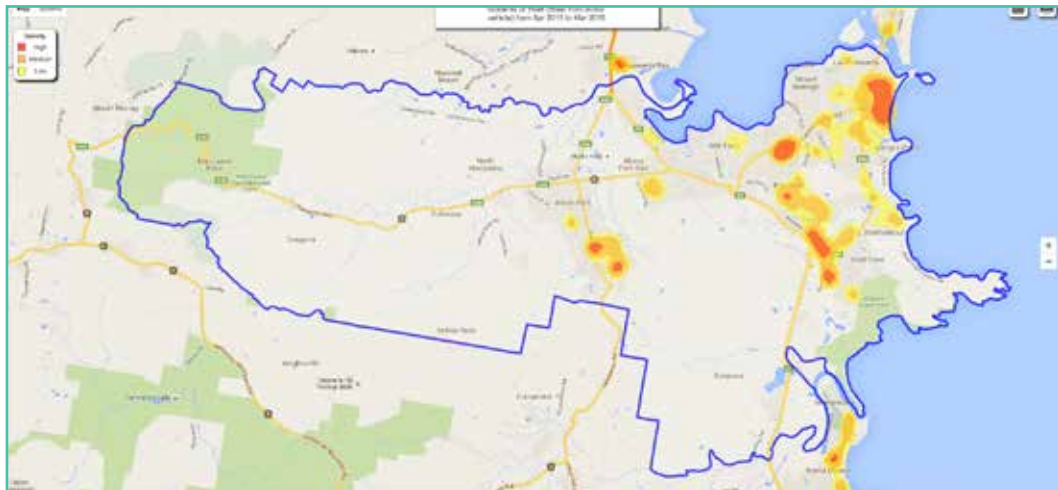
AN OVERVIEW OF SHELLHARBOUR LGA'S 2015 CRIME STATISTICS

Offence Type	Number of Incidents in 2015	60-month trend	2015 LGA Rank
Murder	0	nc**	
Assault - domestic violence related	275	Stable	64
Assault - non-domestic violence related	233	Stable	76
Sexual assault	59	Stable	66
Indecent assault, act of indecency and other sexual offences	69	16.9%	
Robbery without a weapon	10	nc**	28
Robbery with a firearm	1	nc**	
Robbery with a weapon not a firearm	13	nc**	
Break and enter dwelling	265	-10.4%	65
Break and enter non-dwelling	104	-8.1%	86
Motor vehicle theft	144	-10.1%	47
Steal from motor vehicle	376	-8.0%	49
Steal from retail store	256	11.4%	27
Steal from dwelling	158	Stable	98
Steal from person	26	Stable	58
Fraud	292	12.9%	64
Malicious damage to property	572	-6.9%	71
Please note that according to the Bureau of Crime Statistics and Research: nc** Information not calculated if at least one 12-month period in the selected timeframe had less than 20 incidents. *Rates are only calculated for the major offences. Ranks are not calculated for murder due to the low number of recorded victims per LGA.			

1. MALICIOUS DAMAGE (INCLUDING GRAFFITI)



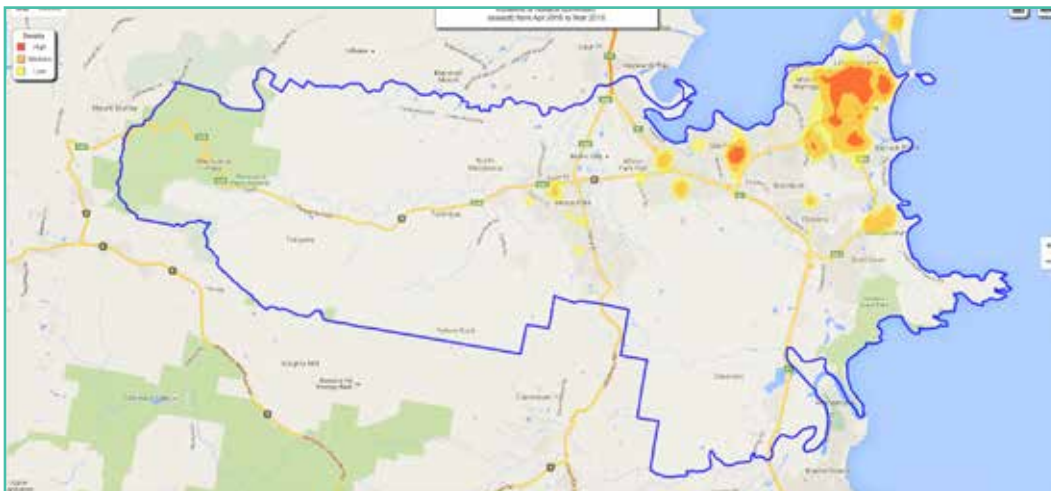
2. STEALING FROM MOTOR VEHICLE



3. FRAUD

Please note that a hot spot map was unavailable for Fraud category.

4. DOMESTIC VIOLENCE



5. BREAK AND ENTER DWELLING



*Bureau of Crime Statistics and Research, NSW Recorded Crime Statistics 2011-2015 – Shellharbour LGA. For detailed crime statistics please visit www.bocsar.nsw.gov.au



WWW.SHELLHARBOUR.NSW.GOV.AU